

**Product Code . EDS-HBE-10736**

## Microslide The Circulatory System

[Microslide](#)

### Description

---

Jainco Export Arrows and callouts help the students locate important features being studied.




Microslide are sets of 8 related 35mm images as photographed through a microscope to be viewed through a Microslide Viewer.

Accompanied by a detailed text folder designed to stimulate, inform and question the students about the topic.

Each text folder has a handy pocket to store the Microslides.

Human Blood, Phagocyte, Artery & vein, Lung capillaries, Lymph vessel & valves, Rat Heart (4x), Rat heart (6x), Valve at aorta

---

Educational Lab Equipments,  
#449, HSIIDC, Industrial Area, Saha, Haryana  
Direct Contact Details  +91-98173-19615  [sales@educational-equipments.com](mailto:sales@educational-equipments.com)  
 [www.educational-equipments.com](http://www.educational-equipments.com)